

# Townsville and District Beekeepers Association (Inc.)

[www.beesnorth.com.au](http://www.beesnorth.com.au)

PO Box 1115, Aitkenvale QLD 4814



## Newsletter No 10, November 2020

### In this Issue

- Long Lang hive
- Dr John reveals some strange details from failing queens
- Varroa eradication update and sugar shaking
- Ronelle's "Honey Cow" top bar hive
- AGM form
- General Meeting Minutes, Xmas lunch at The Bohle
- New Members, Club officials contacts
- New Sugar shaking form and jars
- Club Shop – New price list

## Next Meeting: AGM and General Meeting

### Mick and Naomi's

60 Annville Rd, Jensen.

Sausage sizzle after meeting and check out some hives.

**Sunday 15 November, 10:00 am**

Bring a chair and morning tea to share. Coffee, tea, milk, cups etc provided

## Annual Membership Fees \$30 due now

Pay by Bank deposit and include your surname in the payment details to:

## Long Langstroth hive box project

By President and First Lady - Mick and Naomi Olsen

Naomi and I decided to take on a momentous task and build a Long Langstroth hive. This was inspired by one of the Club's newer members (Matt Wuersching), who graciously invited us into his home and showed us the Long Lang he had built. After purchasing all the material, it was time to get stuck in. One hour into the build there were already tears and tantrums and threats of divorce, and that was just me. We learnt a lot building on the go, and made some modifications on Matts build. We will build another one of these hives, and I am sure there will be changes to how we do things. The bees seem to like it and we are looking forward to seeing how it progresses.

There are plans that you could download off the web, but these are in imperial measurements, however, I used the measurements of a normal Lang and worked out the length overall.

If members are interested I would be more than happy to show them over the hive.

Mick & Naomi

**Ed's Comment:** This is really nice handiwork Mick and Naomi. We have some other members who have Long Langs and some with top bar hives, so just ask some questions at a meeting if you are intrigued. See Ronelle's "Honey Cow" hive photos later on in this issue for a different take.





Article and photos by Dr John Carr BVSc PhD  
DPM DiplECPHM MRCVS

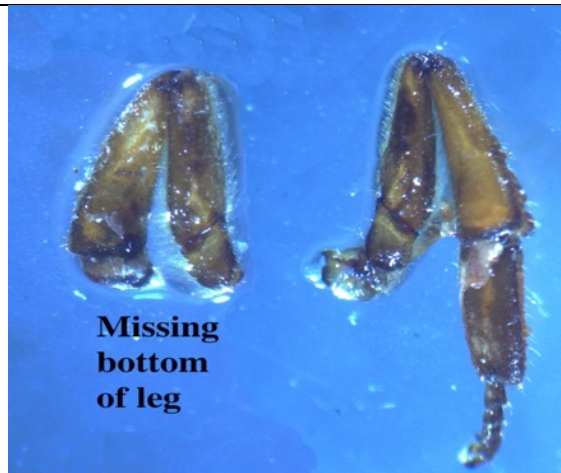
In these articles we will report our various findings down the microscope on our local bees. If you want your bees to be examined, please submit samples after talking to Frana and Jon McKinstry. The information we need is: the date of death, reason for the concern, what is in the sample and a brief history.

In this Newsletter we are looking at four queens who have failed.

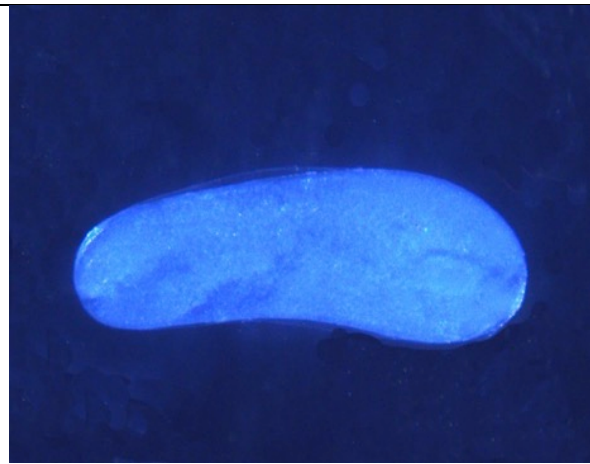
**Queen 1.**

A previously healthy bee who started out well and healthy. Then her laying pattern deteriorated, she started to lay more drones and an uneven pattern. She was replaced and submitted for examination.

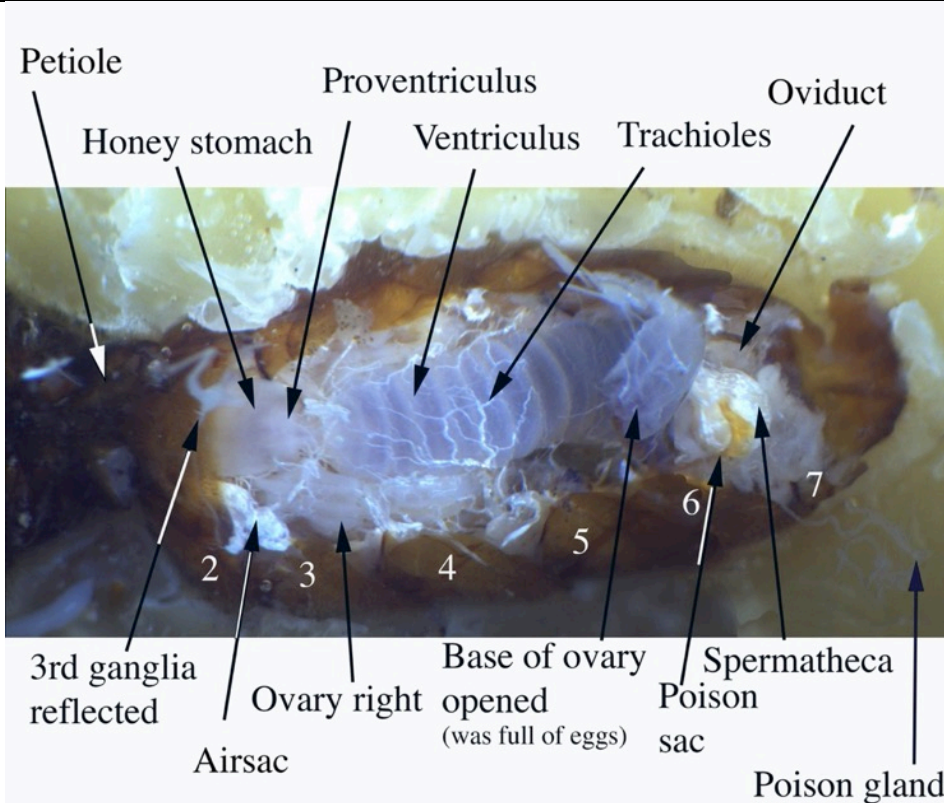
A postmortem examination revealed she was a healthy queen with a good fat store. She was laying good normal eggs and her spermatheca was full of normal sperm. But she had lost the bottom of the right hind leg. This is called balling and means that she is unstable when measuring the brood cell. This is a vital action by the queen bee to determine if she fertilizes an egg (female worker) or not (drone). The injury had been present for a week or more as the damaged leg had been healed with melanocytes – black markings – which insects use as a major part of their immune defence system.



Missing bottom of leg



Healthy egg removed from the abdomen



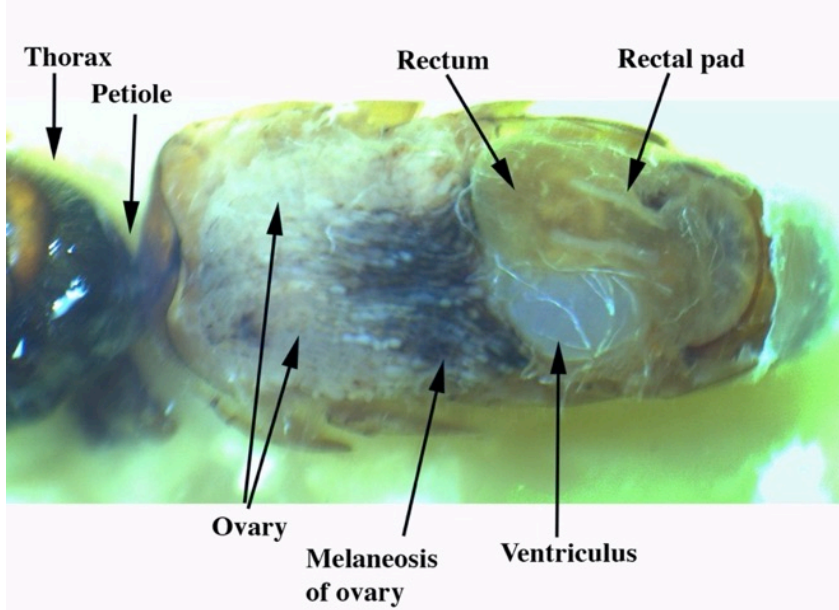
Postmortem of the abdomen from the ventral (underside)

**Queen 2**

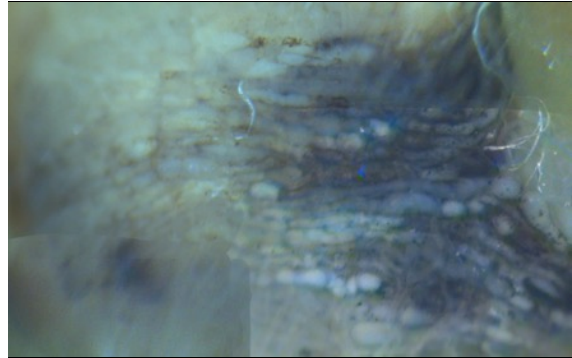
A queen bee who was just not laying eggs.

The bee was a little on the small size. Examination revealed all the legs were normal. There were some fat stores. The ovaries were normal in size and was differentiated however, was black (melanin) with no egg formation. The spermatheca was full of sperm which appeared normal.

Conclusion, the bee has had an infection of the ovaries which has rendered the bee infertile. This is being investigated further.



Postmortem of the abdomen from the dorsal (top side)

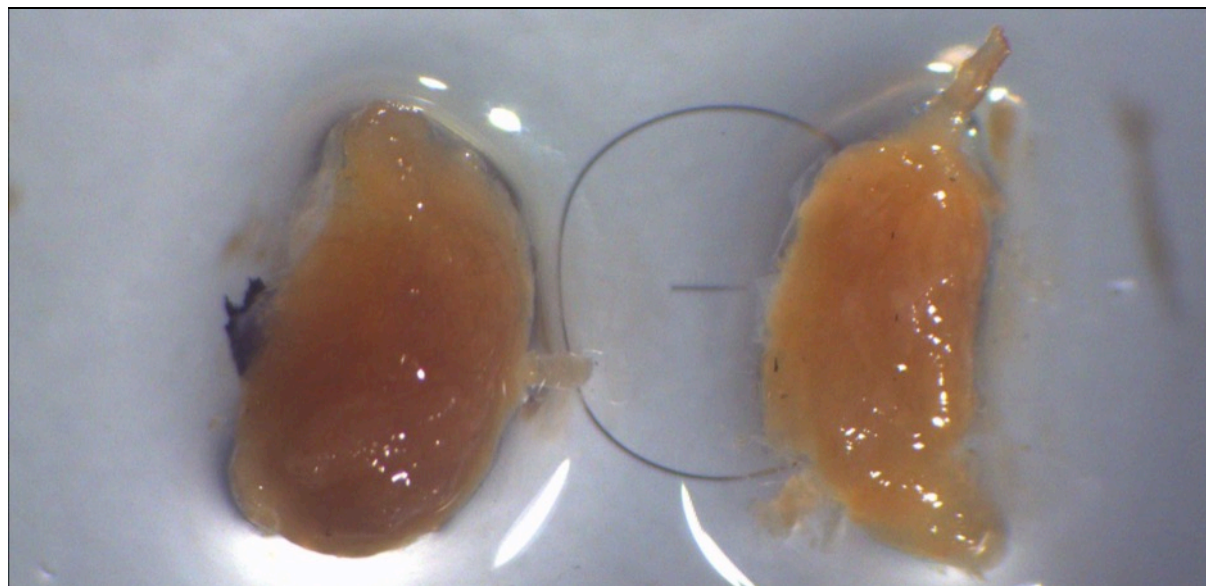


Melanosis of the ovary.  
This indicates a general infection/disease of the ovary.  
This rendered the ovaries unfunctional.

**Queen 3**

A queen bee who failed to lay eggs and was replaced.

The bee was normal-looking with good fat stores. The legs were normal. The spermatheca was full of sperm which appeared normal, but the ovaries have no egg development and looked underdeveloped. The bee had successfully completed her maiden flight, but the condition of the hive was such she did not complete her ovarian development and thus did not lay any eggs. Perhaps with time her ovaries might have fully matured. If a queen does not start laying within a couple of weeks, it is generally best to replace her and start again before the hive becomes weakened by lack of nursery bees.

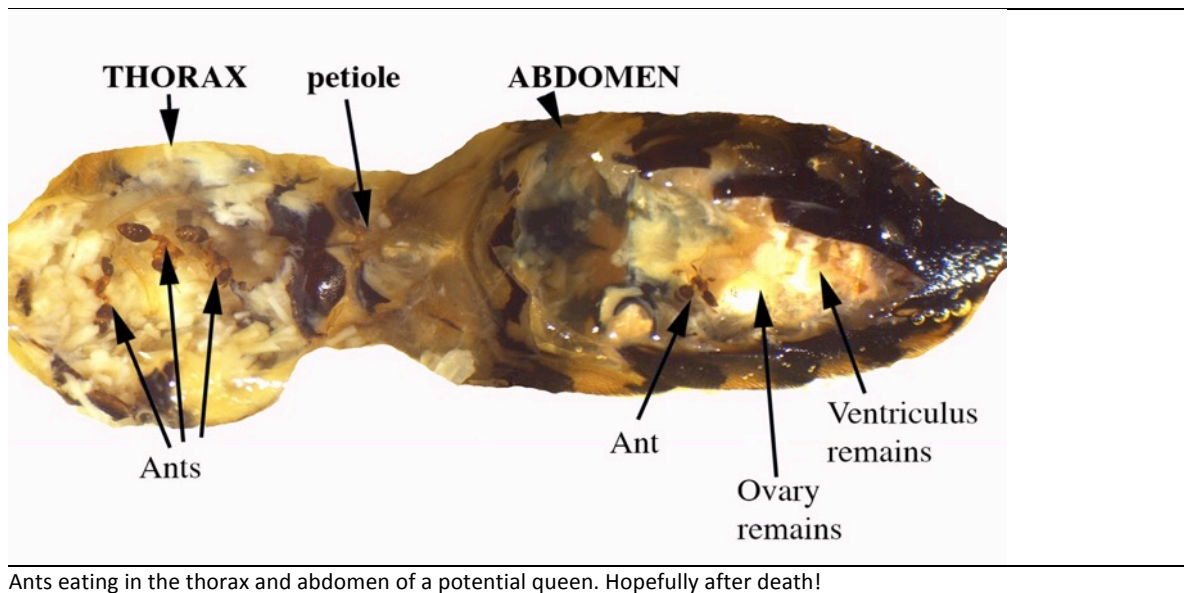


Small and tan coloured ovaries with no differentiation or egg formation.

#### Queen 4

This queen bee was introduced into the hive and then killed by the workers.

Postmortem revealed normal legs and good length of body. The spermatheca was empty, therefore, she had not been mated. However, and to my great surprise, she was partly eaten away from the inside from another insect. This could be through infestation with a parasitic wasp – a member of the Chalcidoidea family. Or a more mundane ant! The shape of the insects and the lack of wings we conclude an ant. These ants had already eaten about 50% of the contents of the thorax and one was in the abdomen eating the ovaries and generally disrupting the organ layout. So were the ants inside before the queen was attacked or immediately after? Maybe she did not smell right, as bees have very powerful sense of smell. Isn't this fascinating? This is worse than Game of Thrones (or hives!).



Ants eating in the thorax and abdomen of a potential queen. Hopefully after death!



The ants in the abdomen

The 1.5mm ant down the microscope

Who knows what will be revealed “Down The Microscope” in the next newsletter?

John Carr

**Ed's Comment:** Thanks for the article. This is really fascinating and pretty weird stuff Dr John!!!!. Looks like the movie “Alien” where the critter inside comes bursting out the chest of the unlucky person.

We know that our queens sometimes fail on us, but we never know why. Dr John and his JCU Vet students are giving us a whole new perspective on what's going on inside the queen who rules the roost, and it might not just be old age that is causing the queen to go off the boil. Big thanks also to Frana and Jon Mckinstry who host the JCU Vet Science students at their place, and provide all the time, bees and equipment to allow a new batch of Vets to become familiar with our bees. It used to be that regional Vets only had to deal with horses, dogs and budgies – what on earth will they think when we rush in with a sick queen bee? At least they will know which is the front end, and which is the pointy end!

Our Vets will be the most “bee-wise” in the country



On the right: Dr John Carr and JCU Vet Science students

## NVMEP update – from Program Manager Rob Stephens

- It's been six months since the last incursion of Asian honey bees infested with varroa mite was found and destroyed at the Port of Townsville on 28 April. Since that time, the National Varroa Mite Eradication Program, run by Biosecurity Queensland, has undertaken an extensive search and delimiting program within the city to ensure the bees did not swarm and there are no more nests. Surveillance activities will remain at heightened levels until Christmas, with the program set to wrap up in April 2021, provided there are no further detections. Remember, Australia is the only inhabited continent in the world not to have varroa mite and it's important we keep it that way.
- New beekeepers in the Townsville area keen to expand their skills can book for an in-person visit from experienced beekeeper and NVMEP Senior Field Officer Carla Kersnovske, who will demonstrate techniques for ensuring your hives are free of varroa mite.

Carla will show you how to conduct an alcohol wash, sugar shake and drone uncapping on your hive and will provide you with a free kit with all the tools needed to conduct your own tests in future. Call 13 25 23 to schedule a time.

Regular inspections of your hive for varroa mite should be a priority for Townsville beekeepers with the city subject to several incursions of the invasive parasite since 2016. If every one of the 280 registered beekeepers in the Townsville local government area completed a test with the reusable kit and returned the results to us, we'd be one step closer to declaring Townsville free of the varroa mite once again.

The kits contain everything you need to check your hives and report the findings back to us. It couldn't be easier and you will be playing your part in protecting all beekeepers both here in Townsville and further afield.

- Swarm season offers a timely reminder that notifying Biosecurity Queensland on 13 25 23 of any European honey bee swarm you capture is a must for presence/absence testing. A big thank you to those who already regularly do this. Beekeepers should also be aware of other potential disease risks associated with the collection of swarms including the spread of American Foulbrood (AFB).

If you would like more information about the program I invite you to contact me on 0476 846 793 or [robert.stephens@daf.qld.gov.au](mailto:robert.stephens@daf.qld.gov.au)

Further information is available online at <http://www.biosecurity.qld.gov.au>

Carla from DAF doing the sugar shake



Above: Everything you need to do a sugar shake varroa examination is provided by DAF – just ask for advice or a demo.



## Ronelle makes a "Honey Cow" hive from locally sourced materials

Clubbie Ronelle White has made a style of top bar hive called a "Hoey Cow" (I presume because of the full round belly and four legs?). She used materials from around her little farm (see An Acre Of Life on Facebook). It's made out of a 205L plastic drum, with ventilation and a SHB trap in the bottom. It is sitting on a steel stand. It has a hinged gable roof and insulation for our hot summers. This hive had 25 bars in total and a fully drawn bar weighs approximately 3.5kg.

Here are some photos, and talk to Ronelle if you want more details.



Looks like a ½ plastic 205 L drum inside a modified 205 L steel drum on legs and a screened vent/drain in the bottom.

Seems to work, as the bees put their heart and soul into laying down some good honey stores – see right.

See Ronelle's blog on Facebook for more bee and farmyard pics. It's at: [anacreoflife](https://www.facebook.com/anacreoflife).



# Nomination form for electing Committee members or officials

Get involved in your Club and help out with our activities – its not too hard, you will meet fellow beeks, and you will learn heaps.  
Fill this out and bring it along to Mick and Naomi's place Sunday 15 November at 10 am for our AGM, sausage sizzle, morning tea and hive inspection

## Townsville and District Beekeepers Association



### Annual General Meeting 2020 Nomination Form

#### Office Bearers/ Management Committee

I,.....of.....

Being a member of the above named Association, hereby nominate

.....of.....

To be.....(position) for TDBAI during the year 2020/21

Nominated by: .....  
(Signature)

Seconded by: .....  
(Signature)

Dated .....

.....  
Cut along this dotted line and submit above portion to AGM Chair.

## Proxy Form

### Townsville and District Beekeepers Association Annual General Meeting 2020 Proxy Form

I,.....of.....

Being a member of the above named Association, hereby appoint

.....of.....

As my proxy to vote on my behalf at the Annual General Meeting of the above named Association to be held on Sunday 15 November 2020, and at any adjournment thereof.

Signed this.....day of.....2020

Signature.....

## When is the right time to split a hive?

Right now is the answer to this one at The Ed's place.

With 3 supers already on top, and a bee beard hanging way out the front, it is surely a sign the girls are a bit too productive and need more space in the brood box, regardless of how many supers you think you can stack on top.

The wifi hive scales sitting under the hives, and developed by our IT guru Ray, told me this little lot came in at just under 85 kg. How strong is your hive table?? And can it withstand a blow with this weight on it?



PS. The red stripe indicates this is a sentinel hive involved in the NVMEP monitoring program. The hive gets checked every 6 weeks for signs of varroa or Asian honey bee activity.

## Bees on the internet

### A roundup of interesting articles on the internet about bees

1. **ABA Newsletter:** <https://beeaware.org.au/subscribe-to-newsletter/>

Some newsy articles of interest to beekeepers

2. As Miles Furnas said...."For once I am ahead of the "cool kids"

#### **How beekeeping got cool — and more trends everyone is talking about**

Once the preserve of east London's kombucha-swigging clichés, backyard beekeeping has officially gone mainstream. All of a sudden A-list celebs, TikTok stars and even fashion houses are getting in on the buzz. (Sorry.) Adding to the likes of longtime fans such as Leonardo DiCaprio and Scarlett Johansson is David Beckham, who spent lockdown building a hive at home in the Cotswolds and is rumoured to be launching an organic honey range soon. Marvel's Chris Hemsworth also jumped on the hot-dads-do-  
Read in The Times of London: <https://apple.news/A4aEzTvyzR0SOQdoTim5mPQ>

3. <https://www.beeeculture.com/catch-the-buzz-murder-hornet-nest-discovered-in-washington-state/>

The First ever 'murder hornet' nest in U.S. discovered in Washington State.

Asian giant hornets, an invasive pest not native to the U.S., are the world's largest hornet and a predator of honey bees and other insects. A small group of Asian giant hornets can kill an entire honey bee hive in a matter of hours.

4. The Bee2Bee blog site has really good practical notes and tips on beekeeping.

[https://bee2bee.com.au/the-buzz/?goal=0\\_751b654736-9c4ff0258c-405917702&mc\\_cid=9c4ff0258c&mc\\_eid=8831cb51e9](https://bee2bee.com.au/the-buzz/?goal=0_751b654736-9c4ff0258c-405917702&mc_cid=9c4ff0258c&mc_eid=8831cb51e9)

5. Beechworth Honey supporting Australian beekeepers and selling 100% Australian honey.

See their blog and email news about aspects of the Australian honey industry at: <https://www.beechworthhoney.com.au>

6. "Night bees" - First Australian night bees recorded foraging in darkness

(*Reepenia bituberculata*) Nomiine bee with night foraging activity is pictured on the right.

Credit: James Dorey, Flinders University

Australian bees are known for pollinating plants on beautiful sunny days, but a new study has identified two species that have adapted their vision for night-time conditions for the first time.

The study by a team of ecology researchers has observed night time foraging behaviour by a nomiine (*Reepenia bituberculata*) –see photo on right, and masked (*Meroglossa gemmata*) bee species, with both developing enlarged compound and simple eyes which allow more light to be gathered when compared to their daytime kin.

The researchers explain that this improved low-light ability could potentially also exist in other Australian species secretly active at night, with their image processing ability best observed through high-resolution close-up images.

<https://phys.org/news/2020-10-australian-night-bees-foraging-darkness.html>




But Grandma- what big eyes you have!!!! All the better to pollinate you at night, my dear.

## News from the library

Next meeting, come and check out our library collection, have a browse and borrow a book, video or magazine.

You can see what's available by looking at our new fancy website library listing with photos at : <http://beesnorth.com.au/pages/Library.htm>

Beryl has painted the new library display shelves, see right, and this will make your browsing experience so much easier and pleasant.



Stay safe everyone, and **PLEASE RETURN THOSE BORROWED BOOKS AND MAGS** (Ed's highlight).

Librarian - Beryl Smart

## Remember the Shop etiquette – some folks seem to have forgotten, or choose to ignore them

We are still in Covid-19 restrictions, please consider the welfare of all members

Email orders will be given priority and serviced – but walk in orders may not be completed.

Pre-order by email before midnight on the Thursday before shop opening to [shop@beesnorth.com.au](mailto:shop@beesnorth.com.au); please do not send your order to [info@beesnorth.com.au](mailto:info@beesnorth.com.au)

Wait till after 9:00am to come to the shop; park outside in Rendle St, do not come in to the Shop

**Ed's comment:** Dear Club members who utilise the fantastic opportunity that our volunteer shopkeepers provide. If we do not wish to see this service reduced or limited we need to show a lot more consideration for those people providing this service. If we burn them out, we might not have this excellent service and convenience. If we do not comply with isolating guidelines, we may not be able to continue.

For your consideration, I outline some current COVID -19 **Golden Rules for the Club Shop:**

Please follow this guide:

1. Order by Thursday midnight **before** the opening day, by email: [shop@beesnorth.com.au](mailto:shop@beesnorth.com.au)
2. Arrive at the Shop **after** 9:00 am
3. Phone on your arrival, wait for the go ahead to drive to the shop door – one order at a time.
4. Your order will placed in your vehicle – do not get out of the car.
5. Depart straight away to allow others to do their pick up – **do not hang around inside the Shop to chat about bees**
6. Non-emailed or late orders may not get any attention if the Shop is too busy.
7. Do not panic – wash your hands, don't touch your face.
8. We do not sell toilet paper (Reward for the brave person who wears this dress in public – see photo on right)



## TDBAI Club activities

1. Beginner Beekeeper Course for Club members is **ON!!!!**

The beginner beekeepers course will be held on the 7th November 2020, 8 am-3 pm. It will be limited to Club members, and numbers according to Covid restrictions. We may be able hold another course on Friday 27th or Saturday 28th November depending on interest.

Cost: \$50 per person or \$100 for family (2x adults & 2x Children) - this includes education sessions, morning & afternoon tea, lunch and 2 assembled (by you) full depth frames to take home.

Date: 7th November 8am - 3pm, (tentative 27th or 28th November)

Place: 47 McLean street, Gulliver

Cost \$50 per person or \$100 per family (2x adults & 2x Children)

What to bring: Chairs, drinks (it will be held outside for all sessions, hot & sunny), beekeeping attire, hats etc.

Volunteers: asking for volunteers to help on the day: taking education session, hive inspections. box and frame assembling. and kitchen bitches

Need: Gazebos and pedestal fans.

Please reply to [sonyaverb@optusnet.com.au](mailto:sonyaverb@optusnet.com.au) or 0408530991, with name, how many attendees and preferred date.

2. President Mick is making progress in pursuing options for a meeting place/Clubhouse with TCC.
3. Keep your eyes on your brood- AFB has been reported from a hive in the Townsville region. Remember to contact BQ if you detect it, and contact a Club member who can help you identify the disease, and advise you about how to deal with it. TDBAI is one of the only amateur clubs (to my knowledge – The Ed), who have a sterilising unit that can treat contaminated hive hardware - Thanks to Club members Jon McKinstry, Alan Ziegenfusz and others who built the whole set up.
4. Rebecca Laws from DAF gave a thoroughly informative presentation to Club members on Monday 26 October. Rebecca travelled to NQ and stopped in Townsville during her "Apiary Roadshow" to give a talk on all things bees. Rebecca had booklets and other stuff to give away. Due to Covid we could only have 30 people per session.
5. President Mick Olsen gave an interview on our local ABC need to forward to 1:32:50.  
<https://www.abc.net.au/radio/northqld/programs/mornings/mornings/12759996>

## AGM on Sunday 15 November

We had decided to hold this years AGM on the 18th Oct however due to circumstances beyond our control, independent financial audit not completed, we will now have the AGM on the Sunday 15th Nov at Mick and Naomi's place: **60 Annville Rd, Jensen**

In the interim I would ask that any member sitting on the fence about joining the committee please use this time to give serious consideration in doing so. If you would like your ideas on how the club should proceed into the future than I strongly encourage you to take part in the process of shaping our great club, whether you are a new bee-keeper or an experienced bee-keeper your input is invaluable.

I would also like to call on all experienced bee-keepers to put your hand up to assist new bee-keepers in your area as in a buddy system. I am more than willing to assist those that need a hand and if anyone could help out please let me know so we can compile a list of people by suburb to assist those getting started in the awesome hobby of bee-keeping.

Cheers

Mick Olsen  
President



# October General Meeting Minutes - Sunday 18/10/2020 at HPSS

Note taker: Lindsay Trott

President: Mick Olsen (MO) opened meeting at 10:00 am and described COVID procedures

Attendance: 30 members – 5 Visitors (potentially new members)

President: MO issued the required Covid-19 warnings and procedures to be followed, emphasized the need to complete the Visitors book including contact details.

Previous Business:

- Previous Meeting Minutes, moved by Frana, second Iain G.
- AGM will be held at next meeting, need the AGM form to be circulated.
- Problems with receiving Newsletter may be due to spam and junk filters – clear them and check again.
- Introduction to Beekeeping Course at Sonya's place will be on 7 Nov.

Treasurer:

- \$41 K in bank balance, may transactions through shop, auditing of book has been delayed.

Secretary:

- Two day beekeeping course at Tocal, NSW will be available via Zoom – link will be available soon.

Library:

- Beryl Smart outlined what publications are available, and had her bookshelf display. Several items have been outstanding for a long time, PLEASE return books, mags, etc , so that other members can access them.

Shop:

Very busy, new items include pre waxed plastic frames and foundation, beetle buster base boards will be \$110 soon, no pollen substitute yet. Shop open day has moved from 7 Nov to 31 October to allow for Beekeeper Workshop

General Business:

- workshops to be planned for each General Meeting next year, with an activity like frame construction, wax embedding etc
- DAF representative Rob Stephens from the VMEP gave a summary of the progress. April was last detection and described surveillance still underway. He encouraged all beekeepers to be registered, and to be aware of AFB during swarm collection. Make sure to do Sugar Shake, alcohol and drone checking. If in doubt give DAF a call and they will come and demonstrate the procedure and check the hive. DAF will be at beginners course for questions and conversation. Varroa now as far south as Tully.
- Xmas lunch for 6 December at Bohle Barn, with Shop open on 5 December.
- Native hive boxes made by Upper Ross Mens Shed for \$100.
- Frana did some native rescues and has word that some hives will be available, contact Frana to be put on waiting list.
- Stephen Scheffler offered several buckets of tomatoes and eggplants - LT took the lot and made tomato chilli jam
- Shop will be open in Dec and January 2021
- Last meeting for 2020 will be on 15 November at Mick Olsens place – will also be AGM
- Feb 21 2021 will be first meeting next year.

Meeting closed: 10:33 am, followed by coffee, tea, morning tea and a small audience at the HPSS hive opening.

## Welcome to our New Members – apologies for not listing sooner

Existing Club Members are encouraged to assist/mentor our Newbees. They have joined the club to learn about bees, so even if you only have limited experience, give them a hand if you can. Invite a Newbee to your hive opening and discuss what's inside the box, let newbies experience hive openings to become more confident, and you will learn more yourself by trying to explain what's going on in there.

Sam Nucifora	June Jones	Dennis Lancini	Brad Gough	Deb Hughes	Jason Ireland	Lilian Woolley
Kym McQuarters	Michael Schauer	Christine Hamilton	Lisa Fenoglio	Mark McQuarters		
Gary Waddell	Daniel Dew	Margarete Winter	Cherrie Johnstone	Tom Fitzgerald		
Helen & Bruce Hill	Bruce Murdoch	Quentin & Betsy Dick	Jenny Skeggs	Daniela Ufer		
Shannon Furber	Mark Fanti	Bryan Bateman	Muhammad Wahab	Ryan BLACKWOOD		

## Sell/Swap/Buy/Help needed

I will list items for 2 Newsletters only, unless you let me know otherwise. Please drop The Editor [editor@beesnorth.com.au](mailto:editor@beesnorth.com.au) a note to indicate whether the items are required to be listed for a longer period. Do you need help from a Club member with your hive? Let the Editor know, and your request will posted here. Please include name, phone contact, and a brief description of the question/problem and how urgent.

Hives For Sale

Long standing Club member and previous President Ron Rapson is selling up.

Ron said: After many years of enjoyable bee keeping I am finding with work, the farm and everything else going on just too much and looking at selling my hives and equipment. If any new beekeepers would be interested please let them know.

- At Mundingburra I have 2 hive triples, 1 hive double plus a lot of various stuff from over the years frames etc...
- A lot of honey and wax also if anyone interested.
- 3 hive triples up at Kennedy if anyone up there is interested?

No idea what they are worth now days, so any ideas on what is being charged will help me out I am just way too busy now days to keep up with it all. Happy to work with any newbees interested in one or more hives etc.. time permitting.

**Contact Ron Rapson for details.**

P 07 4758 8152

M 0419 219 880

E [ronald.l.rapson@team.telstra.com](mailto:ronald.l.rapson@team.telstra.com)

## Subscribe to the Bee Aware e-newsletter and stay up to date

The BeeAware newsletter is an e-newsletter for beekeepers and growers of pollinator-reliant crops, or anyone else simply interested in beekeeping or the pollination of crops. Each newsletter contains the latest in news, research and development, as well as upcoming events relating to honey bee biosecurity and the pollination of horticultural and agricultural crops. Townsville features in Issue 52 due to the latest AHB and Varroa incursion.

<https://beeaware.org.au/subscribe-to-newsletter/>

## Annual Membership Fees are due in July/August each year - currently \$30/p.a.

Membership fees can be made electronically to:

Name:- Townsville and District Beekeepers Association BSB:- 633000

Account:- 141466078

Refer :- Please make sure you add your Surname so that your membership can be signed off.

## Email contacts for the Office Holders 2019/20

You can use these email contacts for the Office Holders, and hopefully they will have figured out how to access them and will respond ASAP.

president@beesnorth.com.au, treasurer@beesnorth.com.au, editor@beesnorth.com.au, shop@beesnorth.com.au, publicityofficer@beesnorth.com.au

And for all web and membership enquiries : info@beesnorth.com.au

## TDBA Inc Office Holders for 2019/2020

President: Mick Olsen president@beesnorth.com.au or mick\_naomi@bigpond.com

Vice President: Paul Payne trapper4812@gmail.com

Secretary: Waldon Edwards secretary@beesnorth.com.au

Treasurer: Frana McKinstry: treasurer@beesnorth.com.au or franajon@gmail.com

Treasurer's Assistant: Michelle Hasted pexperts@yahoo.com

Membership: Frana McKinstry franajon@gmail.com or info@beesnorth.com.au

Newsletter: Lindsay Trott editor@beesnorth.com.au or trottllindsay@gmail.com

Librarian: Beryl Smart smartberyl@gmail.com

Equipment Stewards: Frana McKinstry and Alan Ziegenfusz shop@beesnorth.com.au

Webmaster: Ray Berkelmans rberkelm@gmail.com

Publicity Officer: Sonya Verburgt sonyaverb@optusnet.com.au

Committee: Ronelle Nord Keith Hunter Shane Grist Tom and Joan Ruddell Michelle Hasted Alan Ziegenfusz

## Swarm Contact List:

Please advise editor@beesnorth.com.au if you wish to be removed from this list. Contact me with your name, phone number and suburb if you want to be added to the list.

Kelso/Kirwan: Steve and Carla Kersnovske - 0417 344 419 Graham Dalby - 0420951929 Adrian Kirby- 0403 443 141 Michael O'Connell- 0402088080

Douglas/ Gulliver: Ben Taylor - 4728 4992/ 0428 186 000 Sonya Verburgt - 04 0853 0991

Alice River/ Bluewater: Sharene Dougall - 0415426903 Ronelle Nord - 0417752622 Duane Saltmer - 0400 339 508 Amanda Woodcock - 0405784083

Magnetic Island: Tito Parigi - 0418 796 951 Charters Towers: Mervyn Yule - 0427 124 126

Swarm List Please contact Biosecurity Queensland : 13 25 23 for any swarm or strange bee activity in the Townsville region. For all swarm collections, please collect 300 bees or roughly 10% of brood comb and submit to Biosecurity Queensland for pest and disease monitoring.

## IT'S CHRISTMAS LUNCH TIME – Sunday 6 December at The Bohle

Our Christmas break up luncheon will be held at The Bohle Barn on 6 December, with arrival at 11:30 for 12:00 start. Members to purchase own food, however, the Club will have some money on the bar for liquid refreshments and some bubbles/wine on each table.

So if you would like to see this year out with some fun and laughter please let me know, and i hope to see you there. Contact the Club by email to notify your attendance. Bookings close soon, so don't delay. There will be limited seating due to COVID




## Iain Gordon stops a spinner blowout

I have done a couple of modifications on my spinner. The first is courtesy of Jon McKinstry, which is to put a small piece of hose pipe, about 3cm will do, between the spindle and the turning mechanism at the top of the frame holder. This stops the spindle from coming loose when you're spinning. It's a real pain to fix.

The 2nd tip is my own which is to tie bird netting to the outside part of the frame holders (well the inside of the outside part if you know what I mean; see photos). This will stop the wax from blowing out of the frame when it's spinning, if you are an over eager spinner like me :)

Iain Gordon



# New form for "Sugar Shake" results – BQ requesting us to step up on detection tests for Varroa

Biosecurity Queensland would like beekeepers to fill out this new form below when they do self assessments, such as sugar shaker, drone uncapping or alcohol wash. The form can be filled out manually and sent in reply paid, or it can be emailed. Carla K will also be visiting everyone who would like to practise with the different self assessment types.



## Varroa Mite Eradication Program

### Managed hive test or feral nest/swarm removal form

Please use this form to submit the results of self-assessments and to submit samples from collected feral swarms or nests. Complete the first section and then any other applicable sections. Please use multiple forms if necessary and separate forms for each location tested.

Return forms to, or contact for sample collection – Department of Agriculture and Fisheries: 07 3330 4560

PO Box 1085 Townsville Q 4810 or email [varroa@daf.qld.gov.au](mailto:varroa@daf.qld.gov.au).

Address of collection location	
Collector	
Collector's phone or email	
HIN	

#### Alcohol wash/ sugar shake (300 bees per hive recommended. Submit sample if anything suspect seen)

Date tested	Alcohol wash or sugar shake? (AW or SS)	Hive ID and approximate number of bees tested	Anything suspect? (Y or N)	Sample submitted? (Y or N)

#### Drone uncapping (20 drone pupae per hive recommended. Submit sample if anything suspect seen)

Date tested	Hive ID and approximate number of drone pupae examined	Anything suspect? (Y or N)	Sample submitted? (Y or N)

#### Feral nest or swarm removed and samples kept for DAF to identify and check for varroa (300 bees and several hundred capped brood cells - especially drone brood - recommended)

Date collected		Bees submitted?		Comb submitted?	
----------------	--	-----------------	--	-----------------	--

#### DAF use only - Analysis by NVMEP

Case	Sample	Date tested	Tested by
ID result	<i>Apis cerana</i> (AHB)	<i>Apis mellifera</i> (EHB)	Other
Varroa seen			
Recording	Date	By	

Scan to server, email to varroa (cc to manager and SPO), add to VMI2019 (attach scan to result), file hard copy

The Department of Agriculture and Fisheries is collecting the information on this form as a record of surveillance activities conducted under the National Varroa Mite Eradication Program. Summaries of surveillance activities may be provided to the Consultative Committee on Emergency Plant Pests, formed by the Australian Government Department of Agriculture for the purpose of reporting against the Response Plan for the Eradication of *Varroa jacobsoni* from Queensland – 2019 Incident. Any personal information collected will not be disclosed to any other parties unless authorised or required by law.



# Club Shop Items - 2020 Price List

These prices are only available to current financial members

Item	Price	Item	Price
Jacket - Cotton	60.00	Eyelets pkt 50g	6.00
Jacket - Ventilated	90.00	Awl (for picking eyelets)	5.00
Full Suit - Cotton	90.00	S/S Wire x 500gm	20.00
Full Suit - ventilated	115.00	Crimping Tool	14.00
Replacement veil for vented suit	25.00	Bucket Bracket	10.00
Cowboy hat with veil	12.00	Bucket Opener	7.00
Veil - cotton	20.00	Queen Catcher (butterfly clip)	3.00
Child's full suit	60.00	Queen Catcher & Marker (tube)	8.00
Gloves - pair	25.00	Frame Gripper	10.00
Veil - Native Bee	3.00	Frame Hanger	20.00
		Bee Feeders	1.00
Super - 10 Frame	28.00	Spring clips, ea	2.00
Super - 8 frame	25.00		
Super - Ideal	25.00	Gate valve - Nuplas	12.00
Super - WSP	25.00	Gate valve - Parker	30.00
Lids (8 or 10 Frame)	27.00	Gate Valve S/S	35.00
Lids (8 or 10 Frame) pre-assembled	35.00	Gate valve O rings - Parker	7.00
Base - Ply (8 or 10 frame)	22.00	Cappings knife, serrated	15.00
Base - Mesh	35.00	Cappings knife, electric	45.00
Mesh sheet (for base construction)	15.00	Comb scratcher	8.00
Lifting Cleats (Handles, pair)	5.00	Strainer	26.00
		Scales	12.00
Nuplas Super 10 Fr	40.00	Extractor - Plastic	140.00
Nuplas Super 8 Fr	40.00		
Nuplas Super - Ideal	35.00	Honey jars 250gm	0.70
Nuplas Lid, 8 or 10 Fr	38.00	Honey jars 500gm square	0.80
Nuplas Base, 8 or 10 Fr	45.00	Honey Jars Squeeze 550g	0.80
Nuplas 10 Fr set: 1 x super, lid & base	120.00	Honey Jars 1 kg	1.00
Nuplas cleats	10.00	Honey Pails - 1 kg	1.20
Nuplas oil tray & frame	28.00	Honey Pails - 1.5kg	1.30
Hive Doctor plastic base	55.00	Honey bottle 2.8kg (2 litre)	0.80
Beetle Buster Base (8 or 10)	100.00	Glass jars 500g	1.00
4 Frame Nuc Box	65.00		
5 Frame Nuc Box	70.00	<b>TRAPS</b>	
Corflute Nuc boxes	28.00	Apithor trap	8.00
		Silver Bullet trap	8.00
Hive tool (S/S)	15.00	Diatomaceous Earth per pack	4.00
Smoker	35.00		
Smoker - Beeco	85.00	<b>BOOKS</b>	
Bee Brush	10.00	Managing AFB	0.00
Emlok - hive clamp	14.00	ABC of Beekeeping in Tropics	25.00
Hive Handle (galvanised)	12.00	Australian Beekeeping Manual	35.00
Queen Excluder - Wire (8 or 10 frame)	22.00	Australian Native Bee Book	25.00
Queen Excluder - Plastic	12.00		
Queen Excluder scraper	10.00	Honey Labels (\$5 for 50) or roll	25.00
		Nutrition panel labels (per roll)	20.00
Frames - Full depth	2.00	Posca Queen marking pen	5.00
Frames - Full depth, prewired	4.00	Warning Sign	10.00
Frames - Ideal	1.50	Bee Poster	20.00
Frames - WSP	1.50	AFB test kit	0.00
Foundation - Plastic	2.10		
Foundation - Wax, per sheet	2.40	Club Polo Shirts	40.00
WSP or Ideal foundation (plastic)	2.00	Club Polo Shirts L/S	45.00
Wax Embedding tool	45.00	Club hats with logo	15.00
Block beeswax, per Kg	22.00		

## **TDBA Bee Starter Kit - \$160**

*The Perfect Gift for a budding Beekeeper*

*Available in Townsville from the Club Shop:*

*Club Members Price Only! \$160*

*Hive tool, brush, vented jacket/veil, gloves, and smoker*

Plus: The ABC of Beekeeping book

Contact: Club Shop Stewards: Frana M or Alan Z or email:

[shop@beesnorth.com.au](mailto:shop@beesnorth.com.au)



***TDBA is proudly supported by:***

### **THE AUSTRALIAN BEE-KEEPER MAGAZINE (ABK)**

Published monthly Subscriptions \$84 per year.

Available from: Jarrah Publishing Pty

Ltd Phone (02) 6584 4338

**Email: [office@theabk.com.au](mailto:office@theabk.com.au)**



**Fairway  
Group Townsville**

Graeme Kent  
Senior Accountant,  
Business Consultant

Member of  
Annandale QLD 4814

M:0400 607 868      [graeme@fwgs.com.au](mailto:graeme@fwgs.com.au)

Coaching - Taxation - Accounting - Bookkeeping

### **LOTS-A-STINGS**

Raw honey, and pollination services. Will help new members get started with bees

**Dan Donovan: Ph 0428 218 816**



Townsville & District  
**BEEKEEPERS**  
ASSOCIATION

Like us on Facebook